

Summary of the Seatoun School Parent Survey 2008

Introduction

As part of the strategic planning cycle the Board undertook a survey of the school community, August 2008. The purpose of the survey was to gauge the performance of the school from a parent's perspective, and to use feedback to feed into our planning for the next 3 years.

Results

At close of business on the 22nd of August there were a total of 114 responses, this represents 45% of the families.

Open Ended Questions

The survey included a number of open ended questions. These responses were filtered by theme and tallied by theme

- Table 2 tallies the theme by question (attached).
- Table 3 summarises the theme tallies over the whole survey (attached).

Section 1 - Statistical Information – Questions 1 and 2

Almost half (49%) the respondents have only 1 child at school, 42% 2 children, 8% 3 children, 1% 4 children. There was a fairly even spread of children throughout the school with notably less at the upper end, particularly year 7.

Section 2 - School Leadership – Question 3

77% of the respondents either strongly agreed or agreed that the Board provides effective strategic direction and governance of the school. 18% didn't know, 5% disagreed.

78% of respondents either strongly agreed or agreed that the Principal provides effective leadership and support. 18% disagreed, 4% didn't know.

Section 3 - Strategic Plan/Vision – Questions 4 to 7

Question 4 - Charter Objectives

Seatoun School has six charter objectives. How well do you think the school has achieved each of these objectives listed below?	Not at all well or not too well	Quite well or very well	DON'T KNOW
	%	%	%
A. Success for all students.	19	65	16
B. Provide a sound foundation in literacy and numeracy with a special emphasis on Y1 to 4 students.	16	77	7
C. Improve student achievement in literacy and numeracy.	21	69	10
D. Have school-wide writing and inquiry (questioning, thinking and information literacy) skills firmly embedded.	8	81	11
E. Students will take increased responsibility and care of personal and school property and resources.	7	83	10
F. Provide regular quality physical education that develops movement skills for all students.	11	86	3

Overall opinion supports that the school is achieving the current charter objectives however support is weaker with reference to objectives:

- A. Success for all students
- C. Improve student achievement in literacy and numeracy.

The gap between perception in achievement in Yrs 1-4 (objective B) and for the school as a whole (objective C) may be worth noting.

Question 5 - Should these six charter objectives continue to be the main focus of the school's next strategic plan?

- 74% agreed that these objectives should remain the same focus for the next strategic plan
- 18% did not know
- 8% disagreed.

Question 6 - If there are any changes in focus or new areas of focus you would like, then please write them in below.

Table 2 illustrates that the predominant theme in this section was around extension. A response that gives the flavour of this theme is:

"We believe that while it is fantastic to improve student achievement for those who are perhaps struggling or not achieving at expected levels and I think Seatoun School caters to these children well - it doesn't appear to focus on those who are doing particularly well or could benefit from extension."

In this section a number of people:

- a) Seemed to confuse objectives with core beliefs.
- b) Questioned whether the objectives are measurable.

Question 7 - Eight Core Beliefs

The school has eight core beliefs about effective teaching and learning. How well do you think the school demonstrates these beliefs.	Not at all well or not too well	Quite well or very well	DON'T KNOW
	%	%	%
A. Passion, joy and celebration.	4	93	3
B. High expectations and personal best.	13	85	2
C. Foundation learning in place i.e. literacy, essential health and fitness, essential values and attitudes for life.	8	88	4
D. Strategic learners i.e. teaching students how to learn and take responsibility for their learning.	13	85	2
E. Quality teachers.	3	92	5
F. Powerful learning i.e. challenges students.	23	71	6
G. Co-operation and team work.	6	89	5
H. A safe, welcoming environment.	10	88	2

The above table illustrates that a large majority of respondents believe that the school demonstrates these 8 core beliefs. With the exception of F they scored a very high 85 to 93%, in the combined quite well or very well option.

The strongest categories are:

- A: Passion, joy and celebration - 33% quite well, 60% very well.
- E: Quality teachers - 25% quite well, 67% very well.

Whilst still a good result, the weakest performer is perceived to be core belief F - Powerful learning i.e. challenges students:

- 3 % not at all well
- 20% not too well
- 43% quite well
- 28% very well

This pattern links in around the dominant survey theme around extension.

Section 4 – Initial Contact with School – Questions 8 to 10

With nearly half the respondents having had a child start school in the last two years, this was very useful feedback to have.

Referring to the response table for question 9, with 85 to 99% agreeing that starting school was generally a positive experience, it would confirm that the school is on the right track, however a reasonably significant number of respondents expressed dissatisfaction with front office service. This is also reflected later in the survey.

Section 5 – Parent Information Meetings – Questions 11 and 12

Question 11

The calculated percentages generated by the survey software for this question were not correct. Therefore a new table has been prepared using the same data. Although the number of respondents to this section was quite low, the meetings are generally well received.

Question 12 - If there are any other parent information meetings that you think the school should offer, or if you have any other comments about parent meetings, please detail:

The key themes that came up in this section were:

- A desire to understand how maths is taught at different levels.
- Information to assist with transition from one syndicate to another.

Section 6 - School Website – Questions 13 to 17

Only 1 respondent did not have Internet access for personal use. 97% of respondents were aware of the web site before the survey, 29% having read Steeple Rock online.

Question 15 - "Overall how would you rate the usefulness of the Seatoun School Website?"

This provided a mixed response with approximately half the respondents saying they "don't know or not too useful", 40% quite useful, 9% very useful.

The above % confirmed the feedback in the open response question, that whilst the website's current content is useful, the school website has a lot more potential if it was planned and resourced in the right way. The website could be host to more key reference information and current communications, if updated frequently. One open response:

"The website has huge potential as a communication tool. To be effective though I imagine it requires quite a large investment of time, largely by teaching and administrative staff.

There would be value in putting more material online - in addition to the newsletters, the parent contact list (password protected if nec), the other various school publications and forms that get sent out to parents (school sports directory for example). Potential scope to use e-mail as a means of prompting parents to check the website for new information."

Section 7 – Green Footprint Project – Questions 18 and 19

77% of respondents thought this was a very useful project, and additional 18% thought it was quite useful. In the open response section there was strong support for a vegetable garden and a compost/worm farm.

Section 8 – Satisfaction – Questions 20 to 22

Question 20

- 86% of respondents either agreed or strongly agreed that overall they were happy with the education of their child(ren) is/are receiving.
- 95% of respondents either agreed or strongly agreed that their child(ren) is/are happy at Seatoun School.
- 93.5% of respondents either agreed or strongly agreed that they are proud to be part of the Seatoun School community.

Question 21 – What is Seatoun School doing well?

As detailed on Table 1, lots of different themes were mentioned but by far the strongest were:

- Culture: "...Creating a welcoming learning environment and developing a strong link to the community."
- Teaching/teachers: "The school has fantastic teachers that are dedicated, passionate and capable"
- Core Curriculum: "Excellent all round education. Lots of great opportunities. ..."

Other highlights included the arts, facilities, Hui and the Principal.

Question 22 – What could Seatoun School do better/differently?

Again this produced a wide range of responses with the most dominant themes being:

- Extension: "Have extension programmes for those children who could be challenged further."
- Parent-Teacher Communication ... "Greater communication from teaching staff about what is going on in the classroom -- especially individual child progress..."
- Special Education: "...Support special needs children more."
- Years 7/8: "The year 8s need more inspiration and challenge"
- Juniors: There was concern expressed around the safety and supervision of juniors especially around lunch and breaktimes.
- Manners: This was largely concern around corridor etiquette, particularly at the end of the day.

Question 23 - Are there any particular matters not covered in the survey, which you would like the board to consider in the next planning cycle?

There were a wide variety of responses, however there was a particular concern around the front office, which was also raised in section 4.

Conclusion

- 1 The community are supportive of the BOT and the principal.
- 2 The community felt that the six charter objectives are being met and that these should remain the focus of the school. They also felt the eight core beliefs are being met.
- 3 People felt that their children are happy at school and are receiving a good level of education.
- 4 The community particularly values these aspects of the school;
 - The culture of the school. A safe, supportive and friendly learning environment.
 - Core Curriculum .The focus and delivery of core curriculum subjects.
 - Teachers and Teaching. The high quality of teachers and classroom programmes.
- 5 Whilst overall the community felt students needs were being catered for, the survey highlighted that some people felt the school needed to provide more in the way of extension and challenges for students.
- 6 The survey also highlighted issues around customer service at the front office.

Recommend Action

- 1 That comments relevant to specific school working groups be filtered and passed to them for future discussion and planning e.g. website and green project groups, starting school at 5 etc.
- 2 Pete to follow through comments around front office.
- 3 BOT to review the purpose of the web-site, how it is organised and resourced.
- 4 Sub-Committee to share with the Senior Management team the survey responses in more detail so that other themes and feedback not highlighted above, can be followed through or responded to constructively. Updates could then be brought to the Board as appropriate.
- 5 Provide feedback to staff and celebrate findings.
- 6 Provide feedback to the community.





Question 11. The school runs a number of parent information meetings. This section is composed of 3 questions:	i) number of respondents that have already attended meeting	ii) Number of respondents that would recommend this meeting to others	iiib) % of respondents that have already attended meeting and would recommend it to others	iii) Number of respondents that would like to attend in the future.
A. Starting school at five.	69	50	72%	10
B. Listening to your child read.	44	39	89%	19
C. Rainbow reading support programme.	8	6	75%	18
D. Meeting your child's teacher prior to the start of the school year.	83	69	83%	38
E. Meeting the teachers (whole syndicate).	34	23	68%	28
F. Yrs 5 to 8 programme and open day.	33	23	70%	35
G. Yrs 7/8 programme (for parents of current students)	24	17	71%	37
H. Yr 7/8 Education Outside the Classroom/Camp programme.	25	17	68%	37
I. Yr 7/8 Enrichment (open day at Rongotai College)	21	14	67%	29
J. Keeping Ourselves Safe	28	16	57%	22
K. Kia Kaha	6	6	100%	20
L. Changes at puberty/sexuality	8	6	75%	36
M. Assessment and reporting (Prof Terry Crookes)	18	15	83%	25
N. BOT meet the candidates.	25	16	64%	23









Parent Survey 2008 - Summary of Open Responses

6. Changes in Focus		10. Starting School		12. Information Evenings	
Arts	4	Buddy system	3	Information	2
Awards	2	Communication	2	Maths	1
Boys	3	Core Curriculum	1	Parent Teacher	3
Core Curriculum	3	Front office	7	Positive	3
Culture	6	Information	3	Principal	2
Extension	10	PE	3	PTA	2
Maori	2	Principal	2	Syndicate	2
Measuring objectives	5	School Visits	3	Wanted	6
Other	3			Web Site	1
PE	3				
17. Web Site		19. Green Project			
Communication	5	Beach Clean	4		
Email	4	Composting/worm farm	11		
Extension	1	Email	5		
Information	5	Litter Free Lunches	4		
Other	8	Recycling	5		
PTA	1	Veg Garden	12		
Sports/cancellations	4	Other	5		
Updating	5				
21. What are we doing well?		22. What could we do better/differently?		23. Other areas for consideration.	
Arts	8	After School Facilities	4	After School Facilities	2
Awards	3	Arts	3	Arts	1
Buddy system	3	Assessment	2	Assessment	1
Bullying	2	Awards	4	Boys	1
Communication	4	Boys	1	Bullying	1
Core Curriculum	20	Buddy system		Core Curriculum	1
Culture	36	Bullying	1	Front Office	5
Extension	1	Communication	2	Homework	2
Extra curricular activities	1	Core Curriculum	1	Hui	1
Facilities	12	Culture	4	Manners	2
Hui	8	Exit interviews	3	Maori	1
Juniors	1	Extension	11	Other	3
Other	2	Extra curricular activities	2	Positive	2
Parent Teacher	1	Front office	2	Principal	1
PE	4	Homework	3	Web Site	1
Principal	8	Juniors	7	Years 7/8	1
PTA	1	Manners	6		
Special Education	6	Maori	5		
Teaching/teachers	34	Maths	2		
		Other	13		
		Parent Teacher	9		
		PE	5		
		Positive	1		
		Principal	5		
		Special Education	7		
		Web Site	2		
		Years 7/8	7		

	6 .Changes in focus	10. Starting School	12. Info Evenings	17. Web Site	21.What are we doing well?	22. What could we do better /differently	23. Other things not covered to be considered next planning cycle?	TOTAL
Culture	6				36	4		46
Teaching/teachers					34			34
Other	3			8	2	13	3	29
Core Curriculum	3	1			20	1	1	26
Extension	10			1	1	11		23
Arts	4				8	3	1	16
Principal		2			8	5	1	16
PE	3	3			4	5		15
Front office		7				2	5	14
Communication		2		5	4	2		13
Parent Teacher			3		1	9		13
Special Education					6	7		13
Facilities					12			12
Years 7/8	3					7	1	11
Information		3	2	5				10
Awards	2				3	4		9
Hui					8		1	9
Juniors					1	7		8
Manners						6	2	8
Maori	2					5	1	8
After School Facilities						4	2	6
Buddy system		3			3			6
Positive			3			1	2	6
Wanted			6					6
Boys	3					1	1	5
Homework						3	2	5
Measuring objectives	5							5
Updating				5				5
Bullying					2	1	1	4
Email				4				4
PTA			2	1	1			4
Sports/cancellations				4				4
Web Site			1			2	1	4
Assessment						2	1	3
Exit interviews						3		3
Extra curricular activities					1	2		3
Maths			1			2		3
School Visits		3						3
Syndicate			2					2




Seatoun School Parent Survey 2008.

1. How many children do you currently have attending Seatoun School?			Response Percent	Response Count
1			49.1%	56
2			42.1%	48
3			7.9%	9
4			0.9%	1
			answered question	114
			skipped question	0

2. What year(s) are they in?			Response Percent	Response Count
1			22.5%	25
2			25.2%	28
3			18.9%	21
4			24.3%	27
5			19.8%	22
6			23.4%	26
7			10.8%	12
8			15.3%	17
			answered question	111
			skipped question	3



3. How strongly do you agree or disagree with each of the following statements?							
	Strongly Disagree	Disagree	Agree	Strongly Agree	DON'T KNOW	Rating Average	Response Count
A. The Board of Trustees provides effective strategic direction and governance of the school.	1.8% (2)	3.5% (4)	56.1% (64)	21.1% (24)	17.5% (20)	4.19	114
B. The Principal provides effective leadership and support.	4.4% (5)	14.0% (16)	40.4% (46)	37.7% (43)	3.5% (4)	3.36	114
	answered question						114
	skipped question						0

4. Seatoun School has six charter objectives. How well do you think the school has achieved each of these objectives listed below?							
	Not at all well	Not too well	Quite well	Very well	DON'T KNOW	Rating Average	Response Count
A. Success for all students.	2.7% (3)	16.2% (18)	35.1% (39)	29.7% (33)	16.2% (18)	4.05	111
B. Provide a sound foundation in literacy and numeracy with a special emphasis on Y1 to 4 students.	1.8% (2)	14.4% (16)	29.7% (33)	46.8% (52)	7.2% (8)	3.72	111
C. Improve student achievement in literacy and numeracy.	0.9% (1)	20.0% (22)	34.5% (38)	33.6% (37)	10.9% (12)	3.77	110
D. Have school-wide writing and inquiry (questioning, thinking and information literacy) skills firmly embedded.	0.0% (0)	8.1% (9)	31.5% (35)	48.6% (54)	11.7% (13)	4.11	111
E. Students will take increased responsibility and care of personal and school property and resources.	0.0% (0)	7.2% (8)	35.1% (39)	47.7% (53)	9.9% (11)	4.00	111
F. Provide regular quality physical education that develops movement skills for all students.	0.9% (1)	9.9% (11)	30.6% (34)	55.0% (61)	3.6% (4)	3.65	111
	answered question						111
	skipped question						3

5. Should these six charter objectives continue to be the main focus of the school's next strategic plan?				
			Response Percent	Response Count
Yes			73.6%	81
No			8.2%	9
DON'T KNOW			18.2%	20
			<i>answered question</i>	110
			<i>skipped question</i>	4

6. If there are any changes in focus or new areas of focus you would like, then please write them in below.		
		Response Count
		37
		<i>answered question</i>
		37
		<i>skipped question</i>
		77

7. The school has eight core beliefs about effective teaching and learning. How well do you think the school demonstrates these beliefs?							
	Not at all well	Not too well	Quite well	Very well	DON'T KNOW	Rating Average	Response Count
A. Passion, joy and celebration.	0.9% (1)	3.6% (4)	33.3% (37)	60.4% (67)	1.8% (2)	3.66	111
B. High expectations and personal best.	0.9% (1)	11.7% (13)	32.4% (36)	53.2% (59)	1.8% (2)	3.50	111
C. Foundation learning in place i.e. literacy, essential health and fitness, essential values and attitudes for life.	0.9% (1)	6.4% (7)	37.3% (41)	50.9% (56)	4.5% (5)	3.70	110
D. Strategic learners i.e. teaching students how to learn and take responsibility for their learning.	0.0% (0)	12.7% (14)	44.5% (49)	40.0% (44)	2.7% (3)	3.44	110
E. Quality teachers.	0.0% (0)	2.7% (3)	24.5% (27)	67.3% (74)	5.5% (6)	3.97	110
F. Powerful learning i.e. challenges students.	2.7% (3)	19.8% (22)	43.2% (48)	27.9% (31)	6.3% (7)	3.41	111
G. Co-operation and team work.	0.0% (0)	6.4% (7)	35.5% (39)	52.7% (58)	5.5% (6)	3.79	110
H. A safe, welcoming environment.	1.8% (2)	8.2% (9)	26.4% (29)	61.8% (68)	1.8% (2)	3.61	110
	<i>answered question</i>						111
	<i>skipped question</i>						3

8. Do you have a child who has started at Seatoun School in the last two years?			
		Response Percent	Response Count
Yes		46.2%	49
No, go to question 11.		53.8%	57
	<i>answered question</i>		106
	<i>skipped question</i>		8

9. Thinking about your child that started at Seatoun School most recently, how strongly do you agree or disagree with each of the following statements?							
	Strongly Disagree	Disagree	Agree	Strongly Agree	DON'T KNOW	Rating Average	Response Count
A. I was provided with all the information I needed about the school's education approach, vision, goals and values.	3.8% (2)	3.8% (2)	62.3% (33)	30.2% (16)	0.0% (0)	3.19	53
B. I was provided with all the information I needed about how to enrol and administrative matters.	0.0% (0)	0.0% (0)	69.8% (37)	30.2% (16)	0.0% (0)	3.30	53
C. The staff I dealt with were friendly and approachable.	3.8% (2)	11.3% (6)	30.2% (16)	54.7% (29)	0.0% (0)	3.36	53
D. The child's school visits were handled well.	0.0% (0)	5.8% (3)	36.5% (19)	53.8% (28)	3.8% (2)	3.71	52
E. The school did it's best to ensure the first day at school went well.	0.0% (0)	5.7% (3)	34.0% (18)	56.6% (30)	3.8% (2)	3.74	53
	<i>answered question</i>						53
	<i>skipped question</i>						61

10. If you have any suggestions about how the initial contact with parents and students could be improved, then please write them in below.	
	Response Count
	20
	<i>answered question</i>
	20
	<i>skipped question</i>
	94



11. The school runs a number of parent information meetings. This section is composed of three questions: i) Which of the parent meetings listed below have you attended? ii) For each of the evenings that you attended, which evenings would you recommend to other parents? iii) Which of the parent information meetings would you like to attend in the future?

	i) Have already attended.	ii) Would recommend to others.	iii) Would like to attend in the future.	Response Count
A. Starting school at five.	95.8% (69)	69.4% (50)	13.9% (10)	72
B. Listening to your child read.	74.6% (44)	66.1% (39)	32.2% (19)	59
C. Rainbow reading support programme.	30.8% (8)	23.1% (6)	69.2% (18)	26
D. Meeting your child's teacher prior to the start of the school year.	86.5% (83)	71.9% (69)	39.6% (38)	96
E. Meeting the teachers (whole syndicate).	60.7% (34)	41.1% (23)	50.0% (28)	56
F. Yrs 5 to 8 programme and open day.	53.2% (33)	37.1% (23)	56.5% (35)	62
G. Yrs 7/8 programme (for parents of current students)	43.6% (24)	30.9% (17)	67.3% (37)	55
H. Yr 7/8 Education Outside the Classroom/Camp programme.	44.6% (25)	30.4% (17)	66.1% (37)	56
I. Yr 7/8 Enrichment (open day at Rongatai College)	44.7% (21)	29.8% (14)	61.7% (29)	47
J. Keeping Ourselves Safe	60.9% (28)	34.8% (16)	47.8% (22)	46
K. Kia Kaha	22.2% (6)	22.2% (6)	74.1% (20)	27
L. Changes at puberty/sexuality	18.6% (8)	14.0% (6)	83.7% (36)	43
M. Assessment and reporting (Prof Terry Crookes)	47.4% (18)	39.5% (15)	65.8% (25)	38
N. BOT meet the candidates.	58.1% (25)	37.2% (16)	53.5% (23)	43
	answered question			106
	skipped question			8



12. If there are any other parent information meetings that you think the school should offer, or if you have any other comments about parent meetings, please detail below.

		Response Count
		19
<i>answered question</i>		19
<i>skipped question</i>		95

13. Do you have access to the Internet for personal use?

		Response Percent	Response Count
Yes		99.1%	108
No, go to question 18.		0.9%	1
<i>answered question</i>			109
<i>skipped question</i>			5

14. Before this survey, were you aware that Seatoun School had a website?

		Response Percent	Response Count
Yes		96.3%	103
No, go to question 18.		3.7%	4
<i>answered question</i>			107
<i>skipped question</i>			7

15. Overall how would you rate the usefulness of the Seatoun School Website?			Response Percent	Response Count
Not at all useful			1.0%	1
Not too useful			34.6%	36
Quite useful			40.4%	42
Very useful			8.7%	9
DON'T KNOW			15.4%	16
			answered question	104
			skipped question	10

16. Have you read the Seatoun School newsletter (Steeple Rock) on the website?			Response Percent	Response Count
Yes			29.1%	30
No			70.9%	73
			answered question	103
			skipped question	11

17. Do you have any suggestions for future development of the school website?		Response Count
		34
		answered question
		34
		skipped question
		80

18. You may be aware that Seatoun School is undertaking a "Green Footprint Project" that looks at environmental issues.							
	Not at all useful	Not too useful	Quite useful	Very useful	DON'T KNOW	Rating Average	Response Count
What value do you place on environmental education for children?	0.9% (1)	2.8% (3)	18.3% (20)	77.1% (84)	0.9% (1)	3.78	109
	<i>answered question</i>						109
	<i>skipped question</i>						5

19. Have you any suggestions for activities for the school to undertake or things the school could introduce relating to the project?		Response Count
		32
	<i>answered question</i>	32
	<i>skipped question</i>	82

20. How strongly do you agree or disagree with each of the following statements?							
	Strongly Disagree	Disagree	Agree	Strongly Agree	DON'T KNOW	Rating Average	Response Count
A. Overall I am happy with the education my child(ren) is/are receiving.	1.8% (2)	8.3% (9)	45.0% (49)	41.3% (45)	3.7% (4)	3.51	109
B. My child(ren) is/are happy at Seatoun School.	0.9% (1)	1.9% (2)	35.5% (38)	59.8% (64)	1.9% (2)	3.67	107
C. I am proud to be part of the Seatoun School community.	0.0% (0)	4.6% (5)	37.0% (40)	56.5% (61)	1.9% (2)	3.63	108
	<i>answered question</i>						110
	<i>skipped question</i>						4

21. What is Seatoun School doing well?		Response Count
		82
	<i>answered question</i>	82
	<i>skipped question</i>	32

22. What could Seatoun School do better or differently?		Response Count
		71
	<i>answered question</i>	71
	<i>skipped question</i>	43

23. HAVE YOUR SAY. Are there any particular matters not covered in the survey which you would like the board to consider in the next planning cycle? If so, please note them below.		Response Count
		25
	<i>answered question</i>	25
	<i>skipped question</i>	89

24. Thank you very much for taking the time to complete the survey. Your input is very much appreciated. Your response will be confidential. However if you wish to attach your name to this survey, please fill in your name(s) below. Thank you.		Response Count
		18
	<i>answered question</i>	18
	<i>skipped question</i>	96